

2024 DUAL LANES SUMMER DOUBLES

July 17, 2024 - (Week 11 of 14)

Website: <http://www.worldleagues.net>

(Alternate Website "B" can be found under "Maryland" leagues at the above web link)

FULL SCHEDULE and LANES:							
Wk:	25-26	27-28	29-30	31-32	33-34	35-36	
1	1-2	3-4	5-6	7-8	9-10	11-12	
2	4-5	6-2	12-3	9-11	1-7	10-8	
3	9-3	1-10	11-4	5-12	8-2	6-7	
4	7-12	5-8	9-2	10-4	11-6	1-3	
5	5-4	8-6	12-1	2-11	3-10	7-9	
6	11-8	9-7	1-5	6-3	10-12	2-4	
7	10-6	11-1	3-8	12-2	7-4	9-5	
8	5-7	4-12	2-10	1-9	6-8	3-11	
9	12-9	10-5	7-11	4-6	2-3	8-1	
10	5-12	2-6	8-1	3-4	10-11	7-9	
11	6-1	2-11	8-12	3-5	4-9	7-10	
12	3-10	8-9	4-1	2-7	5-11	12-6	
13	8-4	7-3	6-9	11-10	12-1	5-2	
14	POSITION ROUND						

Pos	Team	Points Won	Games W/L	Pin-Fall	Hi Gm	Hi Set	LAST WEEK			
							Gm1	Gm2	Gm3	Set
1)	#5 BERNIE AND KENNY	33	25/5	8171	320	862	294*	248	225	767
2)	#12 JEFF AND TOMMY	27	21/9	8210	305	903	239	251*	287*	777*
3)	#6 GARY AND DYLAN	25	18/12	8089	326	904	274*	307*	258*	839*
4)	#8 MIKE AND JEREMY	24	19/11	7963	322	848	256*	265*	288*	809*
5)	#2 JEFFREY AND PAUL	21	16/14	7704	301	862	214	257	248	719
6)	#3 BRIAN AND BRAD	19	13/17	7765	356	866	270	284*	260	814*
7)	#1 CLAY AND DALE	18	14/16	8040	360	936	236	262	264	762
8)	#4 RICH AND DOUG	18	14/16	8028	343	895	274*	254	261*	789
9)	#10 CHRIS AND JENNA	17	12/18	7664	334	847	243*	334*	233*	810*
10)	#9 JOE AND TOM	14	10/20	7715	314	843	297*	232	314*	843*
11)	#7 ANDY AND JIM	12	9/21	7722	308	837	266	251*	237	754
12)	#11 KENNY AND BRAD	12	9/21	7571	313	831	234	240	220	694

Team	Name	Ent			Current					LAST WEEK			Wood Best
		Avg	Gms	Pnfl	Sp	St	10s	Hgm	Hst	Avg*	Gm1-Gm2-Gm3-Set	Lost	
1	Dale Lentz	(134)	30	3964	84	48	82	193	458	132.04	133-127-139=399	10	5
	Clay Moreland	(136)	30	4076	79	65	68	190	487	135.26	103-135-125=363	19	3
2	Paul Wolfe	(127)	27	3269	59	38	62	155	406	121.02	98-125-128=351	23	3
	Jeffrey Wetzel	(143)	30	4069	85	57	78	164	456	135.19	116-132-120=368	14	3
3	Brad Banzhoff	(126)	27	3353	74	34	55	192	463	124.05	135-133-130=398	19	4
	Brian Banzhoff	(134)	30	3978	91	44	75	172	442	132.18	135-151-130=416	13	3
4	Doug Shatzer	(117)	18	2055	35	18	34	160	410	114.03	118-110-110=338	23	2
	Rich Hipkins	(146)	21	3144	90	41	44	192	510	149.15	156-144-151=451	7	5
5	Kenny Keyes	(117)	30	3649	82	29	72	173	404	121.19	173- 98-110=381	28	3
	Bernie Hipkins	(151)	27	4136	119	54	54	188	505	153.05	(A b s e n t)		
6	Gary McKinsey	(135)	18	2414	53	32	36	175	451	134.02	119-161-132=412	15	6
	Dylan Hanshew	(134)	30	4059	104	43	63	167	456	135.09	155-146-126=427	10	5
7	Jim Weaver	(125)	30	3616	67	39	67	160	404	120.16	110-102-103=315	31	1
	Andy Huffman	(135)	30	4106	111	46	64	179	467	136.26	156-149-134=439	9	5
8	Mike Barnes	(127)	27	3388	72	36	56	164	426	125.13	106-117-138=361	23	3
	Jeremy Wood	(135)	30	4179	95	60	57	169	452	139.09	150-148-150=448	9	4
9	Tom Moseley	(127)	30	3606	88	29	62	152	386	120.06	112-109-132=353	20	4
	Joe Ruthvin	(139)	15	1897	43	21	34	147	413	126.07	(A b s e n t)		
10	Jenna Zimmerman	(129)	30	3738	92	35	52	154	427	124.18	114-154-105=373	27	5
	Chris Roth	(139)	27	3513	83	36	61	180	455	130.03	129-180-128=437	17	5
11	Kenny Kirby	(133)	27	3570	97	38	56	171	441	132.06	126- 99-102=327	24	3
	Brad Taylor	(123)	27	3194	57	31	51	143	390	118.08	108-141-118=367	18	4
12	Jeff Wetzel Sr	(132)	30	4130	109	44	67	180	488	137.20	119-110-141=370	11	2
	Tommy Osborne	(135)	27	3665	95	38	68	171	438	135.20	120-141-146=407	7	3

* Current Averages displayed with 'Carryover' pins

President: Bernie Hipkins (240) 674-7006

Statistician: Rod Weaver (717) 331-4431


INDIVIDUAL LEADERS

HIGH AVERAGE		MOST SPARES		MOST STRIKES		HIGH SET		HIGH GAME	
Bernie Hipkins	153.05	Bernie Hipkins	119	Clay Moreland	65	Rich Hipkins	510	Dale Lentz	193
Rich Hipkins	149.15	Andy Huffman	111	Jeremy Wood	60	Bernie Hipkins	505	Brad Banzhoff	192
Jeremy Wood	139.09	Jeff Wetzel Sr	109	Jeffrey Wetzel	57	Jeff Wetzel Sr	488	Rich Hipkins	192
Jeff Wetzel Sr	137.20	Dylan Hanshew	104	Bernie Hipkins	54	Clay Moreland	487	Clay Moreland	190
Andy Huffman	136.26	Kenny Kirby	97	Dale Lentz	48	Andy Huffman	467	Bernie Hipkins	188

WEEKLY HIGHLIGHTS

BEST SETS

Rich Hipkins	156-451
Jeremy Wood	150-448
Andy Huffman	156-439
Chris Roth	180-437
Dylan Hanshew	155-427
Brian Banzhoff	151-416
Gary McKinsey	161-412



Rich Hipkins
156-451




Jeremy Wood
150-448




Andy Huffman
156-439



Chris Roth
180-437



Dylan Hanshew
155-427



Brad Banzhoff
135-398

BEST GAMES

Chris Roth	180
Kenny Keyes	173
Gary McKinsey	161
Rich Hipkins	156
Andy Huffman	156
Dylan Hanshew	155
Jenna Zimmerman	154
Brian Banzhoff	151
Rich Hipkins	151

MOST SPARES

Andy Huffman	15
Rich Hipkins	14
Dylan Hanshew	13
Dale Lentz	10
Paul Wolfe	10
Jeffrey Wetzel	10
Jeremy Wood	10
Tom Moseley	10
Chris Roth	10
Tommy Osborne	10

MOST STRIKES

Gary McKinsey	7
Jeremy Wood	7
Chris Roth	7
Brian Banzhoff	6
Kenny Keyes	6

LEAST WOOD LOST

Rich Hipkins	7
Tommy Osborne	7
Andy Huffman	9
Jeremy Wood	9
Dale Lentz	10
Dylan Hanshew	10

PINS OVER AVERAGE

Brad Banzhoff	29 (398)
Kenny Keyes	18 (381)
Brad Taylor	16 (367)

DOUBLE-HEADER WATCH

Mike Barnes (212)	Jim Weaver (192)
Tommy Osborne (206)	Kenny Kirby (152)
Gary McKinsey (115)	Brad Taylor (168)

BEST TEAM SETS

#9 JOE AND TOM	843
#6 GARY AND DYLAN	839
#3 BRIAN AND BRAD	814

SUBSTITUTES

Name	(Ent)	Gms	Pnf1	CurrAvg
Danny Burdette	(135)	6	846	141.0
Trevor Custer	(115)	9	1173	130.3
Colton Gue	(145)	9	1283	142.5
Jeramie Killingsworth	(134)	3	356	118.2
Zander Beddow	(140)	15	2212	147.7
Mike Turner	(136)	9	1260	140.0
Mike Manns	(142)	3	413	137.2
Rob Keefer	(138)	3	415	138.1
Steve Baker	(130)	3	396	132.0
Doug Stottlemeyer	(137)	3	395	131.2

OVER-ACHIEVERS

Brad Banzhoff	135-133-130
Jeremy Wood	150-148-150
Chris Roth	129-180-128

MOST TEAM STRIKES

#5 BERNIE AND KENNY	12
#6 GARY AND DYLAN	12
#9 JOE AND TOM	12

BEST TEAM GAMES

#10 CHRIS AND JENNA	334
#9 JOE AND TOM	314
#6 GARY AND DYLAN	307

MOST TEAM SPARES

#6 GARY AND DYLAN	21
#2 JEFFREY AND PAUL	20
#7 ANDY AND JIM	20